

# Welcome to the Year 5 Maths and English Morning

## Timings of the morning:

9:30 – 10am - Introduction to year 5 Maths (Mrs Cox)

10:05 – 10.55am – Join your child's Maths lesson


10.55am – 11.25am – Refreshments with year 5 team (Middle Hall)

11:30 – 12pm – English in year 5 (Mrs Wright)



## Safeguarding:

- All parents must be supervised around the building
- All mobile phone must be switched off or on silent. We kindly request that these are not be used in school.



***Embrace Opportunity. Nurture Success. Inspire Futures.***

# Expectations:

- The pupils are expected to know their times table to 12 x 12 by the end of year 4.
  - KS2 - 66 times tables test
    - Times Tables Rock Stars  
<https://ttrockstars.com/login>
    - Hit the Button  
<http://www.topmarks.co.uk/maths-games/hit-the-button>
  - Number bonds/doubling and halving
    - Daily 10  
<https://www.topmarks.co.uk/maths-games/daily10>

# Fluency:

$2 + 8 =$	$20 + 80 =$	$200 + 800 =$	$2000 + 8000 =$	$20000 + 80000 =$
$4 + 9 =$	$40 + 90 =$	$400 + 900 =$	$4000 + 9000 =$	$40000 + 90000 =$
$7 + 7 =$	$70 + 70 =$	$700 + 700 =$	$7000 + 7000 =$	$70000 + 70000 =$
$12 + 8 =$	$120 + 80 =$	$1200 + 800 =$	$12000 + 8000 =$	$120000 + 80000 =$
$19 + 9 =$	$190 + 90 =$	$1900 + 900 =$	$19000 + 9000 =$	$190000 + 90000 =$
$25 - 8 =$	$250 - 80 =$	$2500 - 800 =$	$25000 - 8000 =$	$250000 - 80000 =$

## Related Facts

What do you notice?

What are you doing in the 3<sup>rd</sup> set of numbers?

How could you check your answers are correct?

	$\times 3$	$\times 30$	$\times 300$	$\times 3000$	$\times 0.3$
$\times 0$					
$\times 1$					
$\times 2$					
$\times 3$					
$\times 4$					
$\times 5$					
$\times 6$					
$\times 7$					
$\times 8$					
$\times 9$					
$\times 10$					
$\times 11$					
$\times 12$					

## 5Qs Calculation Challenges



These are brain-training activities which are designed to help the pupils remember and recall their maths learning. We call this: 'BrainHide and Seek'!

# Four Rules of Number

By the end of year 5 pupils are expected to:

- Add numbers with more than 4 digits
- Subtract numbers with more than 4 digits
- Multiply a 4-digit number by a 1 and 2 digit number
- Divide 4-digit numbers by 1 digit

Calculations Policy in Pupil Handbook and on School Website

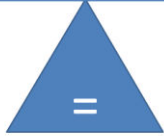


# MATHEMATICAL IMAGES

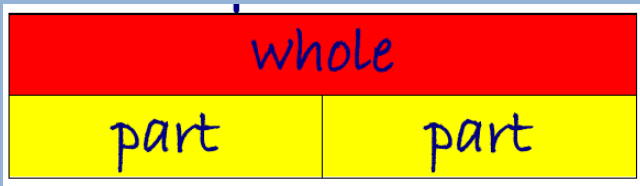
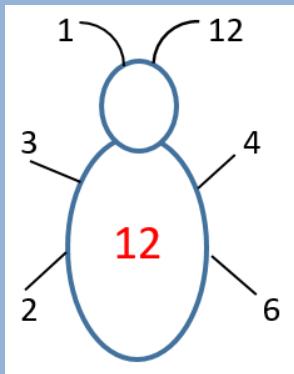

Images are used all the time in maths to help pupils understand different skills and concepts.

## Balance Model

$$25 + 26 = 25 \times 2 + 1$$



'same as'



Whole Numbers								Part Numbers		
Millions		Thousands			Units			$\frac{1}{10}$ 0.1	$\frac{1}{100}$ 0.01	$\frac{1}{1000}$ 0.001
TM	M	HTh	TTh	Th	H	T	O	t	h	th

The decimal point is the most boring thing in Maths – it never moves!

Nearest 1,000:

$$3739 \approx 4000$$

Bossy Number says,  
"Round up!"



$$3.45 \times 100$$

'Steps' Image:

$$\begin{array}{r} 3 \cdot 4 \ 5 \\ 3 \ 4 \cdot 5 \\ 3 \ 4 \ 5 \cdot \end{array}$$

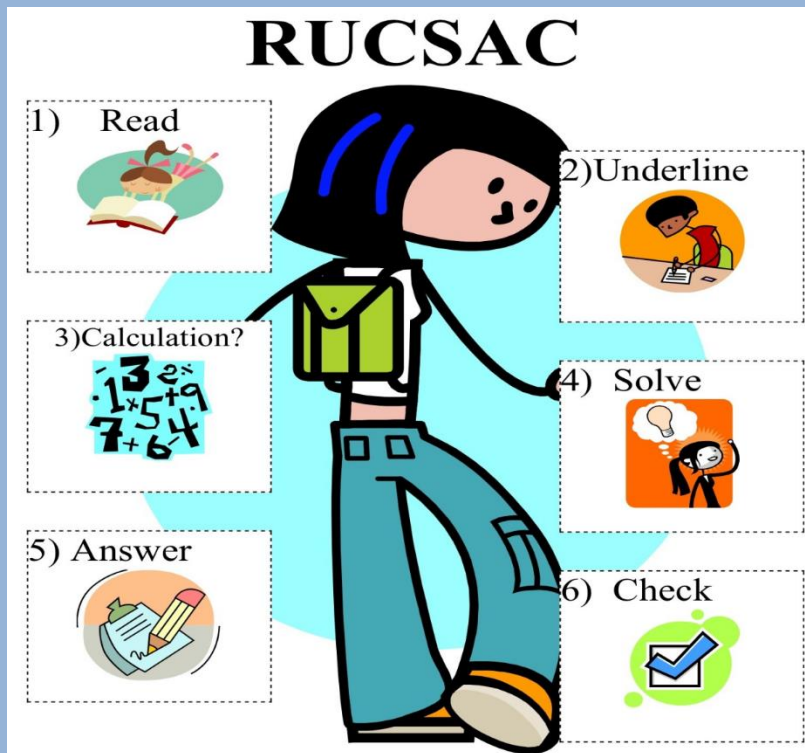
$$12 \div 100$$

'Steps' Image:

$$\begin{array}{r} 1 \ 2 \cdot \\ 1 \cdot 2 \\ 0 \cdot 1 \ 2 \end{array}$$

# WORDED QUESTIONS

RUCSAC is used throughout the school to help break down real-life worded questions. These questions can have more than one step, so will use different maths skills.



Remember you could draw a picture or diagram to help you, or even act out the problem!



Does the question need 1, 2 or 3 steps of working out?

# Oracy – Speak like a Specialist!

## Pupil Handbook



- Use and understand key language
- Explain using mathematical terms

Maths		Basic Vocabulary for Maths	
<p><b>Addition</b></p> <p><b>+</b></p> <p>Total Increase Altogether Plus Sum Add</p>	<p><b>Subtraction</b></p> <p><b>-</b></p> <p>Difference Take away Left over Decrease Fewer How much more...</p>		
<p><b>Multiplication</b></p> <p><b>X</b></p> <p>Lots of Multiply Times Repeated Addition Product Array</p>	<p><b>Division</b></p> <p><b>÷</b></p> <p>Groups of Share Equal groups Repeated Subtraction Each Divide by</p>		
<p><b>Equal to</b></p> <p><b>=</b></p> <p><u>Balance Model</u></p> <p><math>25 + 26 = 25 \times 2 + 1</math></p> <hr/> <p></p> <p>'same as'</p>	<p><b>Inequalities</b></p> <p><b>≤ &lt; &gt; ≥</b></p> <p></p> <p>E.g. <math>3654 &lt; 4756</math> 3654 is less than 4756</p>		



# School Website

- Curriculum Area or Year 5 Area:
- Homework help
- KPIs and Milestones
- Calculation Policy
- [www.parkside.worcs.sch.uk](http://www.parkside.worcs.sch.uk)

# Maths Homework

Maths homework can be on a digital platform or on paper. Homework may consist of a current skill and re-visited skill for consolidation

[www.mymaths.co.uk](http://www.mymaths.co.uk)

- Username: Parkside2 Password: square169
- Each child will then have their individual log in.
- Used for homework, but also has an attached lesson they can work through which is very useful.
- TTRS always homework in KS2
- USE THE PUPIL HANDBOOK!

# Parent Governor Vacancy

- If you are interested or need further information, pick up a form from the school office or contact The Clerk to Governors.

[clerktogovernors@parkside.worcs.sch.uk](mailto:clerktogovernors@parkside.worcs.sch.uk)

# Maths Groups

Loose groupings, we will look at moving some pupils after half term. However, it is vital the child is in the right group being taught at the right pace.

Mrs Greensill

Miss Wilkes

Mrs Bennison

Mrs Papadopoulos

Mrs Persich/Miss Rathmill

Mrs Dallaway/Mrs Taylor(Mrs Norris)