

## Key stage 2 three year average

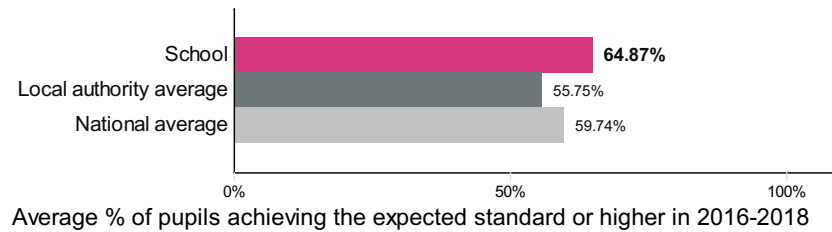
This is revised data for 2017/18.

### Percentage of pupils achieving expected standard in reading, writing and maths, 2016-2018

Number of pupils in 2016 = 118

Number of pupils in 2017 = 133

Number of pupils in 2018 = 139

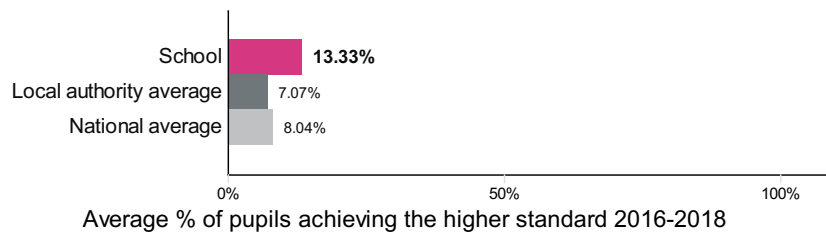


### Percentage of pupils achieving higher standard in reading, writing and maths, 2016-2018

Number of pupils in 2016 = 118

Number of pupils in 2017 = 133

Number of pupils in 2018 = 139



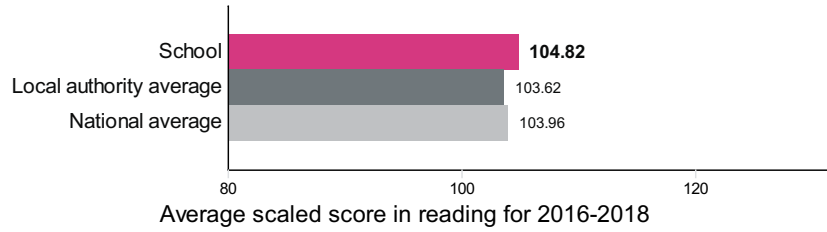
## Average scaled score in:

### Reading, 2016-2018

Number of pupils in 2016 = 118

Number of pupils in 2017 = 133

Number of pupils in 2018 = 139



### Maths, 2016-2018

Number of pupils in 2016 = 118

Number of pupils in 2017 = 133

Number of pupils in 2018 = 139

